
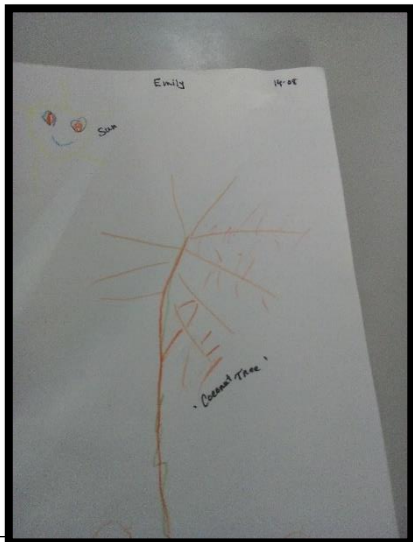


15 .08.18



### Drawing

The preschool children are representing their learning by drawings that they recalled from listening to stories or from real experiences. *Ni* drew the story of three little pigs with a different creative ending. In his story the wolf came to Mothers' Love Child Care centre but could not blow the school as it was built with strong materials. *Em* drew a picture of a coconut tree and *O* drew lots of circles following his imagination and interest.

Learning area: fine motor and hand eye coordination, imagination and creative thinking

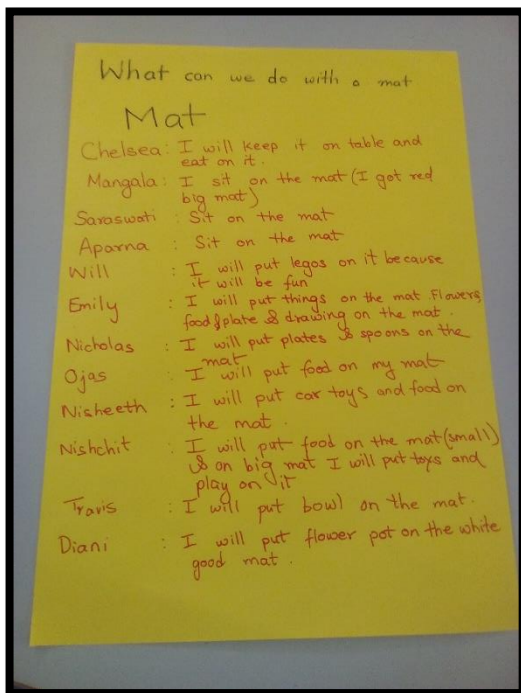


### Preschool program (Making first names)

The older preschool children were able to recall all the letters in their first name and were able to put the alphabets Legos to make their first names on the Lego board. The younger pre-schoolers were able to recognise the first letter in their first name. *Sa* found the first letter of her name in the alphabet Lego and attempted to write her first name.

Learning area: literacy skills, recognising and naming alphabets and first names, recalling the alphabets in their first name, memory skills

15.08.18



### Group time

This week the educators discussed the hygiene practices like wiping nose, washing hands, and putting the used tissue in the bin. After, demonstrated by the educator, the children took turns to practise using a tissue to blow the nose and putting in the bin.

The educator also showed children the mats and encouraged children to express their views about how we can use mats. Some children said that they would like to put decorative items like flower pot on it, others said that they would place their food plates, bowls on it and the rest of them said they would like play with their toys on the floor mat.

**Learning Areas:** receptive and expressive language skills, following hygiene practices